


# SEMI-AUTOMATIC CUTTING LINE

Code: TAGLLINE

CUTTING - TAGLIO



## MAIN FEATURES - CARATTERISTICHE PRINCIPALI



Hose rewinding in reels

Riavvolgimento in matasse



Very precise cut

Elevata precisione di taglio



Remote control

Pulsantiera mobile




Ideal for volume production

Ideale per la produzione in serie

### TECHNICAL DATA - DATI TECNICI

<b>MODULAR FLOOR</b> PEDANA MODULARE	5000x1400 mm
<b>DIMENSIONS LxWxH</b> DIMENSIONI LxPxH	5505x1650x1260 mm
<b>WEIGHT</b> PESO	517 Kg

### INCLUDED ACCESSORIES - ACCESSORI INCLUSI



**REEL ROLLER MECHANICAL BRAKE**  
FRENO MECCANICO  
SBOBINATORE




**CENTRING DEVICE WITH METER COUNTER**  
CONTAMETRI CON GUIDA  
TUBO



**CENTRING DEVICE**  
GUIDA TUBO



**ADJUSTABLE HOSE LOCKER**  
BLOCCA TUBO REGOLABILE



**MODULAR PLATFORM**  
PEDANA MODULARE

### SYSTEM COMPOSED OF:

- TF2 CUTTING MACHINE
- AV01EL REWINDER
- AV01 WINDER

AVAILABLE ALSO WITH CUTTING MACHINES TF5 - TF4 - TF3 PI - TF3

### SISTEMA COMPOSTO DA:

- TAGLIERINA TF2
- RIAVVOLGITORE AV01EL
- SVOLGITORE AV01

DISPONIBILE ANCHE CON TAGLIERINA TF5 - TF4 - TF3 PI - TF3